

## BLUE FOREST CUSTOMER SURVEY FORM

Date Sent: 01 / 01 / 2015

Surveyed by: SP

Ref: SE / 9623

Customer Name: Mr A Corn

Site Address:

Beech Tree House  
Kent  
UK

Other Contact Name:

Address to send to:

Post Code:

Other contact details:

Mobile:

Fax:

E-mail:

Other:

Appointment Date:

01 / 05 / 2015

### HEAD OFFICE NOTES:

This is going to be a really exciting new tree house. The family are very enthusiastic and can't wait to see our ideas and their new tree house design. They are keen to make this a fantastic place for the kids to play so we will need to include lots of play items.

Quote Required by: 01 / 03 / 2015

Estimated Fit date: 01 / 05 / 2015

Category A - Key Stage 1

House Location / Type:

- Town / Overlooked
- Suburbs (D/M)
- Suburbs (U/M)
- Private Road
- Village
- Semi-rural
- Rural

Garden:

Size 3 Acres

Description Large lawn with large beautiful woodland at bottom.

House Style /Approx value:

Georgian

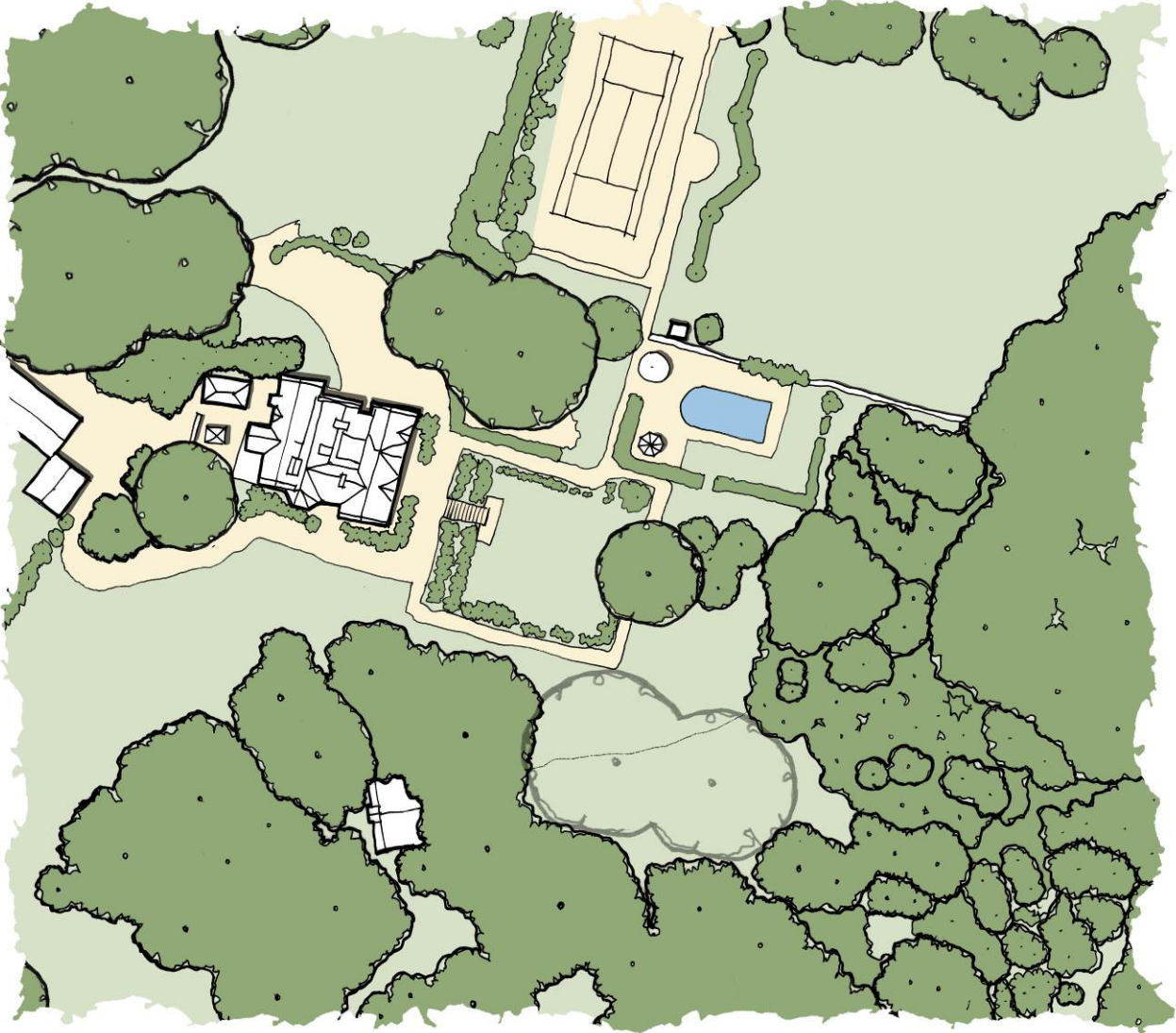
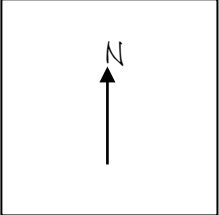
Client's initial thoughts. (Include in this section all details that have been specified by Client)

- 2 children, 1 boy aged 5, 1 girl aged 7
- Dad wants to include a zip wire and likes the idea of adventurous play items
- The parents would like there to be more than 1 room in the tree house. (perhaps 1 room for the girl and 1 for the boy)
- The parents would like to be able to see the tree house from the home so they can keep an eye on the kids while they play
- The tree house will also need to be an eye-catching feature for the garden

Each item below mark 1-4 (1 least important – 4 most important):

Aesthetics  Ease of Access  Space  Fun

# GARDEN PLAN

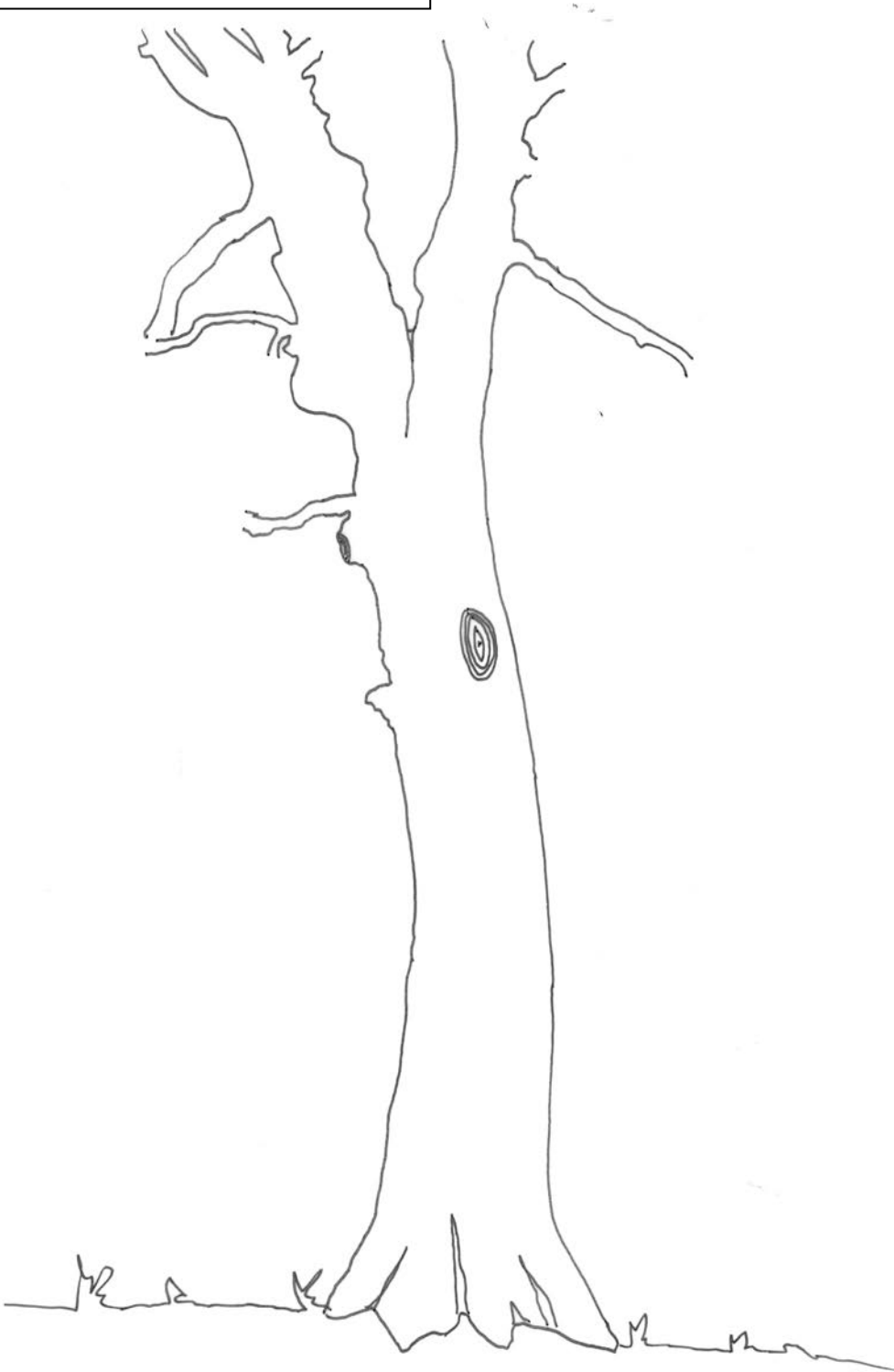


Tree Details.

Type: *Beech*

Condition: *Excellent*

Girth @ Base: *1 metre*



### Description of proposed Project / Customer Info.

A family of 4 would like to build a fun and adventurous tree house for their children to play in. There are 2 children, one boy aged 5 and one girl aged 7. The tree house is to be built around an old beech tree at the end of the family's garden. It will need to be an attractive feature for the garden and have views back towards the family house (so the parents can keep an eye on the kids while they are playing). You will need to think about what materials you will use to make the tree house and which play features you will include. Dad is a big kid and would really like to include a zip wire and a rope bridge, whilst mum would like to include a cosy area for the kids to play and read books and even do their homework in the trees. You may want to consider:

- Play items (swings, slides, climbing nets, climbing walls, fireman's pole, etc.)
- Different rooms (this could include secret rooms, a girls den, a boys den, upstairs and downstairs)
- Architectural features (towers, turrets, shape, style, secret tunnels etc.)
- Furniture (perhaps the kids will want to store toys, or have sleepovers, etc.)
- Health and Safety (how high should the tree house be? how will you protect the children from falling and hurting themselves?)
- Lighting & Electricity (does the tree house need electricity for lights or heating)