

Blue Forest

BESPOKE LUXURY TREE HOUSES

Explorers of the imagination

Blue Forest

BESPOKE LUXURY TREE HOUSES





Welcome to our unique world of imagination and creativity. I grew up in Africa where I spent my childhood enjoying the beauty of the great outdoors, and Blue Forest was born from these experiences and from a desire to make the world more adventurous. We are an award-winning company renowned for pushing the boundaries of design, and bringing a touch of magic to our creations.

Our skilled team of architectural designers, interior designers and project managers will work with you to create a tree house that is completely personal to you.

We will provide you with a coherent and complete design, construction and management service that allows us to mastermind your project from conception to completion. Whatever your dreams, we can turn them into a reality.

Andy Payne.

“No matter what your interest – sit back, relax and let your imaginations run wild!”

ANDY PAYNE, MD, BLUE FOREST




Blue Forest

BESPOKE LUXURY TREE HOUSES

| | | | |
|--|--------------|--|--------------|
| Welcome | 5 | Cranleigh Prep School, | |
| Introduction | 9 | Townsend Building | 32-35 |
| Clowance Estate | 10-11 | Hazelwood School Tree House | 36-37 |
| Alton Towers, The Enchanted Village | 12-13 | Dalkeith Country Park, Fort Douglas | 38-39 |
| Chewton Glen Tree Houses | 14-17 | Birr Castle Adventure Play Area | 40-41 |
| The Buzzardry | 18-19 | Montalto Estate Play Trail and Tree House | 42-45 |
| The Nook | 20-21 | Eden Project Canopy Walkway | 46-49 |
| Gallery | 22-23 | Gallery | 50-51 |
| Hothorpe Hall, The Woodlands | 24-25 | Inspired by Nature | 52-53 |
| The Fish Tree Houses | 26-29 | The Design Process | 54-55 |
| Cranleigh Prep School, | | FAQ's | 56 |
| Roulston Building | 30-31 | What Happens Next | 57 |

**“The Blue Forest scheme
was innovative from the
outset and was particularly
desirable because it was so
unique and appealing to a
number of markets.”**

**ANDREW STEMBRIDGE, EXECUTIVE DIRECTOR -
ICONIC LUXURY HOTELS**





Blue Forest is an award-winning company with a reputation for bold creativity and for designing buildings that reflect the environment in which they are built.

We work with our clients from the very earliest stages of their project to help them visualise how their site can be best developed within their budget and how they can maximise the potential return on their investment. Our services include everything from concept design, planning advice and

building control, through to technical design, engineering, interior design and construction.

We have designed and built everything from tree house hotels to blissful family retreats, kid's dens, adventure play areas and canopy walkways. Each project is finished to the highest standard by our team of experienced craftsmen.

Our vision is to help our clients create extraordinary experiences inspired by nature.

“People tell me they are extending their house and I say build a tree house instead. It’s the price of a large conservatory but much more fun.”

SHARON SMITH, WEEKEND FINANCIAL TIMES

Clowance Estate

MADE TO STAY





The Brief

To create a one-of-a-kind luxury two-bedroom tree house on Clowance Estate, complementing the natural beauty of the site and existing portfolio of accommodation.



The Facts

- An average room rate of £450 per night.
- Occupancy rate of over 80%.
- Features exceptional views, spacious open-plan living, fully equipped modern kitchen, wrap around outdoor deck, luxurious and romantic outdoor bath.

An enchanting treetop hideaway in beautiful Cornwall that offers you the perfect place to relax and unwind!

Alton Towers, Enchanted Village

MADE TO STAY





The Brief

To design and build five fairy-tale tree houses for Merlin Entertainments at their Alton Towers Enchanted Village Holiday Resort.



The Facts


- The enchanted tree houses start from £850.00 per night.
- Each tree house sleeps up to 8 people.
- Featuring bespoke fairy-tale interior design scheme by Blue Forest, secret bookcase doors, turreted towers, open plan living space, 8 beds, family and en-suite bathrooms, children's bunk rooms, expansive verandas and hot tubs.

“It’s a very exciting concept for us and one that we believe will create real opportunities for the surrounding area.”

MARK KERRIGAN, ALTON TOWERS RESORT'S DEVELOPMENT DIRECTOR

Chewton Glen Tree House Suites

MADE TO STAY





The Brief

To assist with conception and design of six distinctive, luxurious and sustainable tree house suites to be built within the woodland area of the hotel grounds. The aim was to provide additional accommodation for the hotel that was appropriate for the family market, environmentally conscious yet provided an entirely unique visitor experience.



The Facts

- Just under 4 years to pay back initial investment.
- 98% occupancy in first month from launch.
- Prices from £3,000 per night Friday @ Saturday.
- Accommodation for twelve people (adults/children) in four bedrooms.
- Featuring en-suite bathrooms, kitchen, open-plan living space, outdoor hot tubs and canopy level balconies with views over the valley and the natural surroundings.

“The tree house suites have captured the imagination of the travel industry both in the UK and internationally. As well as giving Chewton Glen a new story they have made the bottom line even healthier.”

ANDREW STEMBRIDGE, EXECUTIVE DIRECTOR, ICONIC LUXURY HOTELS







The Buzzardry

MADE TO STAY




The Brief

Design, planning and delivery of natural yet stylish tree house accommodation unit set within the grounds of a traditional country house and estate.



The Facts

- **An average room rate of £300 per night.**
- **Occupancy of rate of over 70%.**
- **Annual turnover circa £74,000.**
- **Tree house positioned with stunning views creating a 'wow' factor, featuring 2 double en-suite bedrooms, roll-top copper bath, an open plan living area with a wood-burning stove, fully-fitted kitchen, expansive tree house deck and dramatic spiral staircase access.**



The Nook

MADE TO STAY



We explored accommodation trends in the UK and identified a space between the high-end tree house and lodge accommodation and lower end glamping and camping units. There is significant demand for unique, quirky yet comfortable accommodation that is affordable and can be easily installed into almost any environment, whether perched in a tree or at ground level.




The Brief


To design and engineer a unit that is inspired by nature, includes all the necessary creature comforts and luxuries, such as widening the standard hut to incorporate the bathroom, adding hot tubs to the decks, moving the bed so that we could build in a full size double and many more focused detail points. It can be easily installed in almost any environment and offers maximum flexibility while generating long term revenues with a minimum level of expenditure.



The Facts

- Slightly larger than a shepherd's hut, The Nook incorporates all the necessary creature comforts within a minimal footprint that is both economical and 'planning light'.
- Off-site prefabrication improves quality, reduces wastage and reduces costs.
- The Nook provides the perfect back-to-nature bolt hole and can be delivered in 'shell only' or fully fitted.





Hothorpe Hall, The Woodlands

MADE TO STAY





The Brief

Design, planning and delivery of a new woodland conference and wedding venue for Hothorpe Hall.



The Facts

- Adaptable group retreat venue for 60 people plus 23 bedrooms sleeping 54.
- Exclusive use of Woodland Venue and all accommodation (exc. Tree house) from £6,800 per weekend.
- Features a tree house honey-moon suite nestled in woodland, in an elevated position with a large balcony and expansive views of the surrounding countryside.
- Tree house room rate of £215 per night.

“We’re thrilled to have opened The Woodlands. It allows us to offer a quirky, modern venue, different to the historic Hothorpe Hall as well as welcome more customers due to increased capacity.”

NICOLA FIRTH, CHIEF EXECUTIVE OF HOTHORPE HALL @ THE WOODLANDS



The Fish Hotel Tree Houses

MADE TO STAY



The Brief

To design and build three quirky and luxurious tree houses for The Fish, an award-winning hotel on the 400-acre Farncombe Estate.



The Facts

- Year-round occupancy of 95%.
- A 3-year payback return on the investment made.
- Featuring interiors by designer Hannah Lohan, the tree houses have space for up to four guests, ideal for families or friends looking to share and include spacious treetop decks and sumptuous wooden outdoor baths.

“The new look Fish Hotel provides visitors with a much-needed antidote to the hustle and bustle of everyday life, bestowing accessible luxury and uncompromised style.”

CHRIS WARD, CEO @ FOUNDER HOTEL MAKERS UK







**Cranleigh Prep School,
Roulston Building**

BUILT FOR EDUCATION



The Brief

To design and build new environmentally friendly teaching facilities for Cranleigh Prep School meeting demand from a growth in pupil numbers.



The Facts

- 380m² floor space.
- Features three light and spacious classrooms with additional space for storage and changing facilities. Wrap around veranda provides grandstand viewing over adjacent sports fields.

“Blue Forest visited the school, I explained what I thought I wanted (but could not draw!) and they articulated almost exactly what was in my head. Two years later we have a building that is very much delivering what we wanted. The children and parents are talking about it, because it is different, and the building has made the ‘statement’ that I hoped that it would.”

MICHAEL WILSON, HEADMASTER CRANLEIGH PREPARATORY SCHOOL

The image shows a modern building with extensive light-colored wood cladding. A prominent feature is a long, covered walkway on the left side, supported by dark, vertical posts. The roof of this walkway is made of wood and has a series of gabled sections with grey metal roofing. The building has several windows of varying sizes, some with dark frames. The sky is blue with scattered white clouds. In the background, there are green trees and a brick wall.

Cranleigh Prep School, Townsend Building

BUILT FOR EDUCATION



The Brief

Following the successful completion of The Roulston Building, Blue Forest were asked to design and build a further teaching building for Cranleigh Preparatory School to provide a healthy, natural learning environment which works with and improves the circulation and functionality of the wider campus and captures the ethos of the school; 'a soul and spirit that inspires'.

The Facts

- 880m² floor space.
- The new building provides eight new classrooms for science, design and technology, art and home economics.
- The site is situated at the heart of the school, and we have taken this opportunity to improve the wider circulation and provide a new drop-off and teacher / parent meeting space.

“Blue Forest suggested innovative solutions for the heart of our campus and designed a building that is architecturally interesting, functional, flexible and sustainable. It has been both fun and fulfilling working with them!”

MICHAEL WILSON, HEADMASTER CRANLEIGH PREPARATORY SCHOOL







**Hazelwood School
Tree House**

BUILT FOR EDUCATION



The Brief

To create special one-of-a-kind tree house learning space that not only encourages imaginative and creative play but enables the children to learn about the great outdoors while surrounded by nature.



The Facts

- This unique classroom-in-the-trees sits approximately 3m from ground level and features several exciting play items including a rope bridge, fireman's pole and climbing wall and can be accessed via a timber staircase.

“The tree house is fantastic and is everything we were hoping it would be. It fits into the landscape perfectly. Its design and finish have perfectly translated the brief and vision. We love it!”

NICK TAPPIN, BURSAR HAZELWOOD SCHOOL



Dalkeith Country Park,
Fort Douglas

CREATED FOR PLAY



The Brief

To design and build a ground-breaking new adventure playground at Dalkeith Country Park. Key to our design was the creation of a ‘wow’ factor experience packed full of play value. The centrepiece of the 1,000sqm Fort Douglas playground is The Look-Out Tree House featuring a turreted roof with a maze of fanciful rooms and tunnels to explore.




The Facts

- Visitor numbers increased from 15,000 per year to 400,000 per year.
- Average time visitors spent in the park increased from 1 hour to half a day.
- Entry fee for a family of 4 starts from £10 (off peak).

“It’s clear that people are mainly coming to use the playground - everybody is talking about it.”

JAMES PALMER, ASSOCIATE DIRECTOR - BUCCLEUCH PROPERTY



**Birr Castle
Adventure Play Area**

CREATED FOR PLAY



The Brief

Blue Forest worked closely with the client's team to design and build a new adventure play area, which would meet the Castle's continual development plan to increase visitor numbers and cater for a wider family audience. Each play element is full of intrigue and contains multiple options for adventurous and imaginative play.



The Facts

- The centrepiece for the new adventure playground is the tree house. Standing more than 3 stories high it is the tallest tree house in Ireland.
- Visitor numbers increased by 23%.
- Entry fee for a family of 4 starts from €25.
- Average time visitors spend in the park is more than 4 hours.

“If my grandchildren are anything to go by the Tree House and Adventure Playground will be top of everyone’s must visit list this summer. We look forward to welcoming people to one of the few public Tree Houses in the world.”

LORD ROSSE, OWNER BIRR CASTLE – SPEAKING AT THE LAUNCH OF THE TREE HOUSE



Montalto Estate Play
Trail & Tree House

CREATED FOR PLAY



The Brief

To create a rustic, natural style tree house and adventure play area that will become a fantastic feature within the woodland setting of Montalto Estate.

The Facts


- The play area has been designed to flow in an adventurous journey, with unique spaces to hide away, as well as a range of energetic play experiences that build strength and balance.
- The annual target of 9,000 visitors in the 1st year was reached in the first 2 months of the Play Trail Tree House opening!
- Turnover is set to increase from €9,000 to €50,000 in year 1.

“The aim is to create a unique, rustic play trail that offers education and encourages discovery and exploration executed to a high-quality standard.”

KEITH REILLY, MONTALTO ESTATE







Eden Project Canopy Walkway

MADE FOR MEMORIES



The Brief

Blue Forest were appointed as lead design consultants assisting in the creation of Europe's leading rainforest education resource at the Eden Project in Cornwall. Central to these plans was the design of over 150m of canopy walkway stretching through the treetops.



The Facts

- The canopy walkway was built in phases within the Rainforest Biodome so the attraction could remain open to the public.
- Every element of the structure had to be manufactured in sections that could be transported through the biome doors.
- The walkway is elevated 12m from ground level giving visitors the chance to experience this awe-inspiring space from the tree canopy.

“We were presented with a particularly challenging brief from the Eden Project Team, to design a structure that will complement its unique setting in the Tropical Rainforest Biome... we are confident that the walkway will offer a completely new visitor experience at The Eden Project.”

ANDY PAYNE, MANAGING DIRECTOR - BLUE FOREST











Inspired By Nature

OUR PHILOSOPHY




Through the unique and creative nature of our designs, Blue Forest aims to change people's perspectives; unlocking their imaginations and transporting them into a treetop world above the stresses of everyday life.

We seek to combine environmentally sensitive techniques with ethical working practices,

providing all our clients, both private and commercial, with the highest standard of service no matter what their requirements. We pride ourselves on our highly skilled team, including designers, crafts people and project managers, who ensure our tree houses are at the forefront of sustainable luxury design.

“Blue Forest’s bespoke tailored services provide an effortless solution, where the process from design to the finished product is handled, to ensure clients and customers end up with a perfect tree house.”



BlueForest™
BESPOKE LUXURY TREE HOUSES

Blue Forest's creative design team specialise in the conception of unique and inspiring structures that reflect the beauty of the natural world.

If you are planning a project, it is worth contacting the team as early as possible as the design and planning process can take several months.

Once we have met with you and assessed the site, we will prepare an initial proposal for your consideration. Following your confirmation to proceed the team will begin work on your designs and work with you through every step of the process until the project is complete.

The Design Process

WHAT HAPPENS NEXT



Give us a Call

Call the team and tell us about your project. We will be happy to offer some initial guidance on feasibility, planning and budgets.



Discuss Brief

We will arrange a time to discuss your project in more detail. We can provide more information about our services and expertise, case studies from past projects and initial estimates.



Meeting @ Site Appraisal

The next step is for us to schedule a meeting so we can carry out an appraisal of the site. We will assess the landscape and start developing some initial ideas for you. Once these are ready, we will present them back in a proposal for our services and fees.



Design @ Quotation

Following your confirmation to proceed, we will develop some designs, including hand-sketches, master-plans, technical drawings and computer rendered visuals. Alongside mood boards and physical samples these will help you visualise the space before work starts.



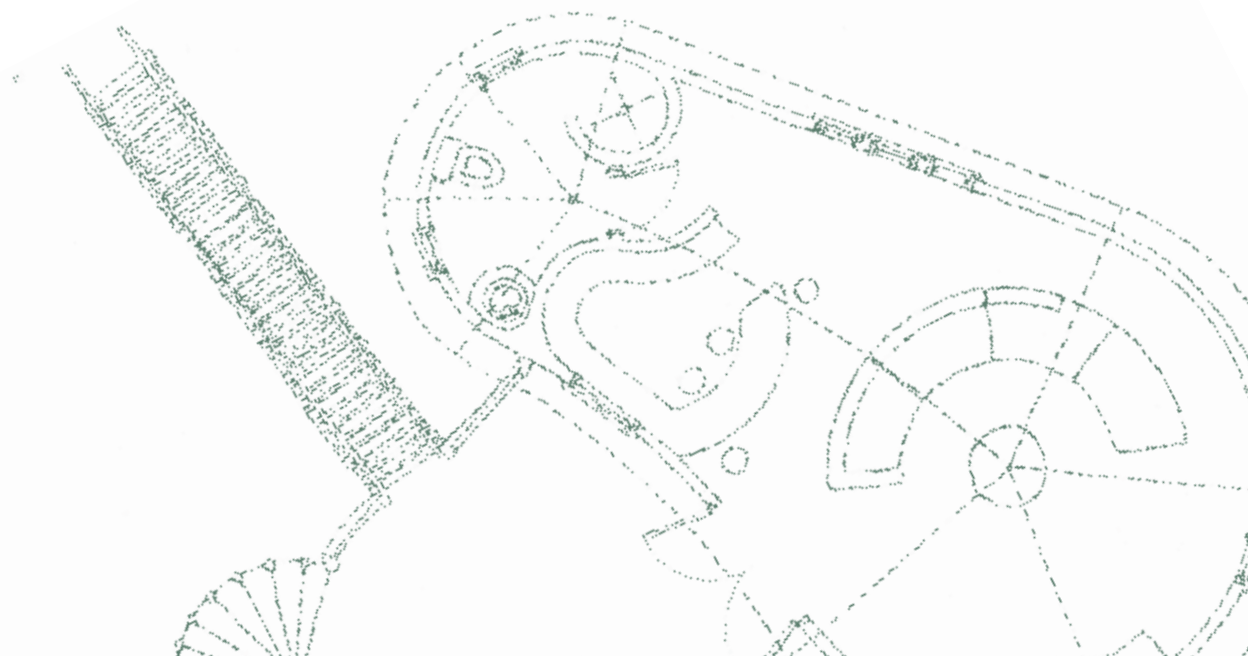
Planning

We are able to advise on the planning and building control requirements for your project and to act as planning agents on your behalf.



Construction

Our sub-contractor teams and highly skilled craftsmen are able to work from heights and in environmentally sensitive locations and forested areas using the latest construction and surveying technology and proven working methodologies.



FAQ's

Whether you are thinking about a tree house hotel, an outdoor learning space, or any other type of structure, there is always a great deal to consider. Below are some of the more frequently asked questions and their answers, but if you would like any additional information then please do get in touch with us using the details on the opposite page.

Does Blue Forest only design Tree Houses?

Although we are best known for our tree houses, we have developed expertise in other projects including woodland playgrounds, eco-classrooms, lodges and canopy walkways.

What services do you offer?

Our tailored service provides a turnkey solution, where everything from design and planning to construction and commissioning comes in a professional package. We are happy to work alongside your architectural team and design consultants collaborating as necessary to ensure the project is a success.

What is the process and how long does it take?

It can take time so it's always worth thinking ahead. We will need to discuss your brief and carry out a site appraisal. Following this, we can provide you with some initial ideas and a fee proposal within a couple of weeks. However, the full design and planning process will take considerably longer (at least 3-6 months).

Can you help us gain planning permission?

We are able to offer advice on planning and building control requirements as well as act as agents on your behalf when applying for planning permission. We will arrange any ecological, topographic and arboricultural surveys should they be required and would work with any agents or planning consultants to ensure the best outcome for your planning application.

How much will it cost?

It is entirely up to you; the sky is the limit! We handle a wide range of schemes from individual tree houses to larger projects such as tree-top hotels, cafes, bridges, eco-classrooms, and much more. We can provide initial estimates, but as each project is bespoke, we are unable to provide a price until we have completed some designs.

Do you only build in the UK?

We mainly work in the UK and Europe but have worked on projects across the world, as far as Panama, The Maldives, Borneo, Malawi and India. We would be happy to talk to you if you are located outside the UK. We also offer a design or architectural consultancy service for clients who are further afield if required.

What happens next?

Below are some points to consider if you would like to get in touch and discuss your project in more detail:

- Do you have a proposed site?
- What would you like to develop – a single tree house unit, a studio, a classroom, etc?
- If you are looking for tree house accommodation units, what size would they be (1 bed, 2 bed, etc) and how many do you want to build?
- What is your budget per unit?
- Is there good access to the site?
- Is there suitable infrastructure (power, water, sewerage) at the site?
- When would you like to commence construction?
- Have you made any initial enquiries regarding planning permission?
- Do you have any design ideas in mind?

The Journey Starts Here...

As a specialist design and build consultancy we offer a tailored service to each of our clients, built around a straightforward framework for delivery similar to the Royal Institute of British Architects (RIBA) stages of work:

- **Define** - In this critical stage we assist our clients in establishing the delivery team and identifying and engaging with stakeholders. We then help them to articulate their design @ budget parameters and identify the critical success factors of achieving a balanced sustainable development.
- **Design** - At the design stage we work with our clients to master-plan the scheme and produce concept designs which are suitable to take to planning.
- **Develop** - At this stage we offer our clients the opportunity to fine-tune their schemes and understand the details of the proposal.
- **Deliver** - Finally, during delivery we provide all that is required to drive the scheme through building control and provide the relevant expertise to take the project through the construction phase to completion.

Contact the team to start your tree house journey!


Phone: +44 (0) 1892 750090 Email: info@blueforest.com

Blue Forest (UK) Ltd, The Studio, Bensfield Farm,
Beech Hill, Wadhurst, East Sussex, TN5 6JR

www.blueforest.com







Blue Forest™

www.blueforest.com